



Try a word search...



28

ANIMALS

G E S U O M H N W R B W C W L
 X D A Q H J X O O M L T H W J
 B W S H N L H T P I C R A W M
 Y W M E F F A R I G L K D O G
 R C K R R R S Y K T H I P P O
 J T O W I E F B X X L Q R J E
 D R O T A G I L L A E B Z H X
 T H N X P I C L F C R V Z S Z
 V N H R S T H E T D R I B I Q
 N Z A C S T Y X L W I N H F L
 W U Q H K L J A E A U F A H F
 V Q Q D P O Y K N V Q Z A T V
 X M T L Q E T J Y E S Y R C H
 T A C K Q C L K M O N K E Y R
 P T S H W L Y E T D R A H T L

- | | | | |
|----------|----------|-----------|-------|
| CAT | HIPPO | MOUSE | TIGER |
| DOG | SQUIRREL | MONKEY | |
| BIRD | GIRAFFE | ALLIGATOR | |
| ELEPHANT | FISH | LION | |


FRUITS
WORD SEARCH

A	K	O	L	I	M	E	C
B	I	R	E	G	E	P	A
F	W	A	M	R	L	E	P
R	I	N	P	A	O	A	R
U	F	G	L	P	N	R	I
I	N	E	U	E	L	G	C
T	L	E	M	O	N	E	O
S	C	H	E	R	R	Y	T

SEE IF YOU CAN FIND THESE WORDS!

FRUITS APPLE ORANGE MANGO
 APRICOT PEAR MELON CHERRY
 KIWI LIME PLUM LEMON FIG

Not ready to put down your pen?
Do some more colouring!



Create a parachute and make



You need: Pipe cleaners or string, a plastic bag, a little object

Step 1: Find a little object to fly or make a little man with pipe cleaners.


Step 2: Use a plastic bag as the parachute.

Step 3: Attach your little object or man to the parachute with pipe cleaners or string and drop it from somewhere high and see if it flies! You may need a few test runs before take off.

Draw what you can see from your window!



Draw a new character or create your own super hero!



If you've got these items at home and feel super crafty, give them a go!

Make some vegetable friends!

Stick pipe cleaners into your veg for arms & legs!
 Make eyes, hats and clothes from card and tissue paper.
 Stick on with glue.

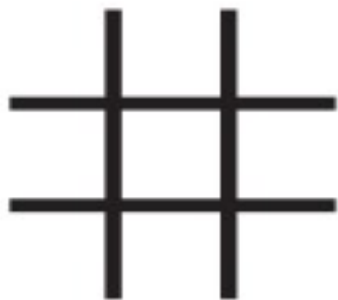


Make a stone look pretty!

Using pens and paint you can make a rock beautiful and decorate your house and gardens.



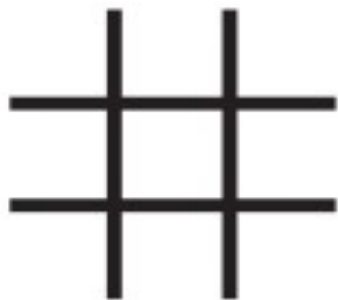
Challenge someone to noughts and crosses!



O:

X:

Winner _____



O:

X:

Winner _____



O:

X:

Winner _____



O:

X:

Winner _____

1 Lets get crafty!


Tissue paper flowers

You need: tissue paper sheets, a piper cleaner or string

STEP 1: Fold your tissue paper over lots of times



STEP 2: Wrap the pipe cleaner round the middle of the tissue paper and leave some sticking out for the stem!




Things you can use: card and tissue paper

STEP 3: Gently peel open all of the layers of tissue paper.



STEP 4: Create as many as you want in all different colours!



2 Toilet roll friends!

Save your empty toilet rolls

Wrap tissue paper or card around them

Decorate with googly eyes, pens, and anything you can get your hands on!



3 Paper rainbow wall hanging

Cut a paper plate in half.

Draw the colours of the rainbow.

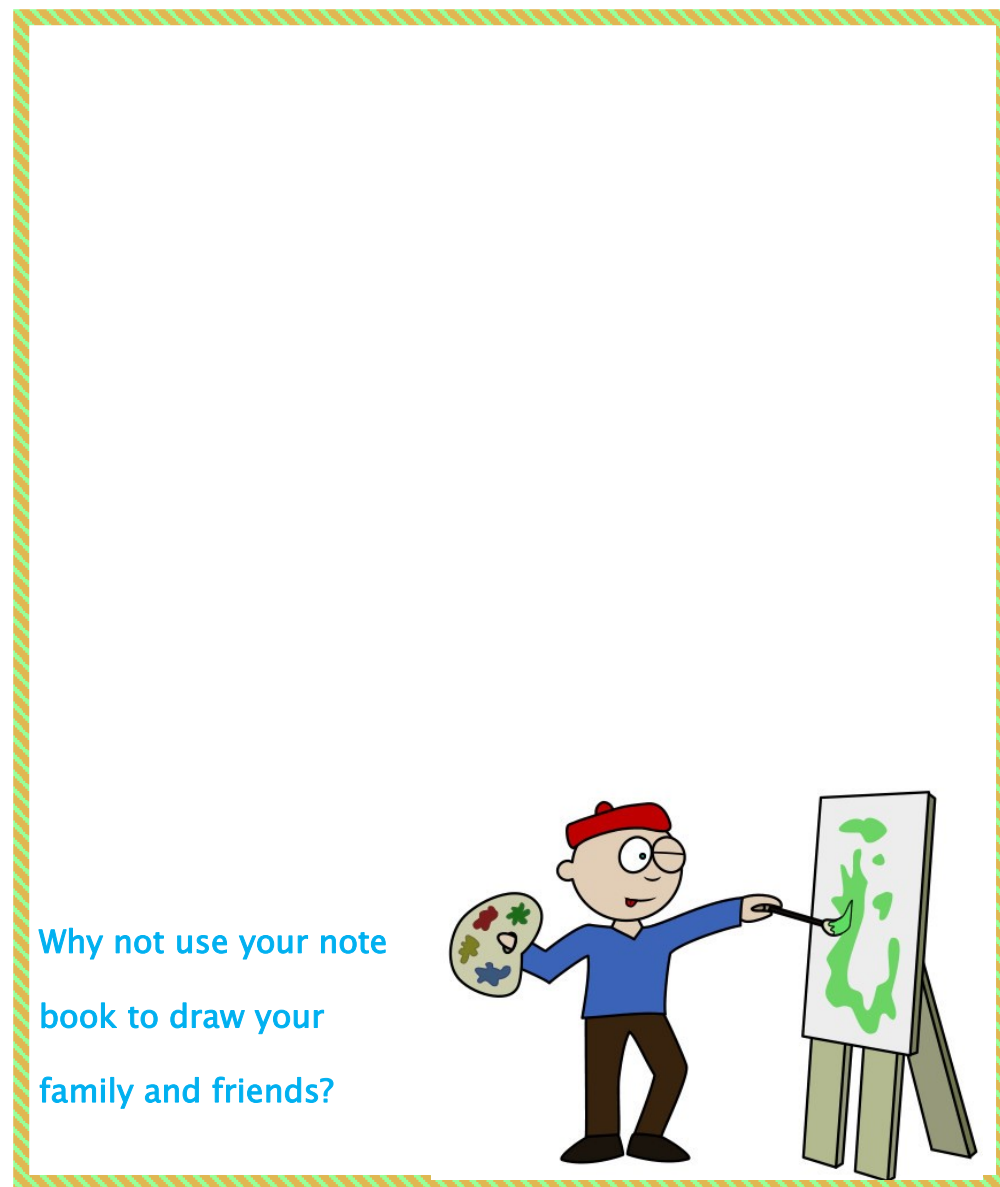
Cut up strips of tissue paper.

Stick these to the straight edge of the paper plate.


Hang up with a piece of string or put it up on the wall!




Self Portrait—Draw yourself!



Why not use your note book to draw your family and friends?





Scavenger hunts!

INDOOR SCAVENGER HUNT

primary playground

- Find a fork.
- Find something that is red.
- Find a tissue box.
- Find 3 things that have wheels.
- Find an orange crayon.
- Find something that is very soft.
- Find a band-aid.
- Find a key.
- Find 2 socks that match.
- Find something round.
- Find a sticker.
- Find a rubber band.
- Find a pair of glasses.
- Find an envelope.



BACKYARD SCAVENGER HUNT


primary playground




- Find 3 kinds of leaves..
- Find something yellow.
- Name a bug that is red.
- Find 2 sticks.
- Find something that smells good.
- Name something you see in the sky.
- Find something that is round.
- Find something that grows that is green.
- Find a bird.
- Find 3 different colored rocks.
- Find something purple.
- Find a bug.



Take a break with some coloring









Are you feeling brave?



Give these a go in your note pads







I Can Draw a Cat!

<p>1</p>  <p>Draw a circle for the cat's head.</p>	<p>2</p>  <p>Draw the cat's body.</p>
<p>3</p>  <p>Draw 2 ears.</p>	<p>4</p>  <p>Draw a tail.</p>
<p>5</p>  <p>Draw a cute face.</p>	<p>6</p>  <p>Draw the cat's whiskers.</p>

Little Kids... Draw © Teacher's Pet, a Scholastic Company

Learn how to draw an elephant!

I Can Draw a Elephant!

<p>1</p>  <p>Draw the elephant's head and trunk.</p>	<p>2</p>  <p>Draw his ears.</p>
<p>3</p>  <p>Draw his body.</p>	<p>4</p>  <p>Draw his four legs.</p>
<p>5</p>  <p>Draw a cute face.</p>	<p>6</p>  <p>Draw his toes and tail.</p>

Little Kids... Draw © Teacher's Friend, a Scholastic Company

Dot to dot!

